



Sheer  
Driving Pleasure



# THE BMW 4 SERIES COUPÉ, CONVERTIBLE AND GRAN COUPÉ.

**BMW EFFICIENT DYNAMICS.**  
LESS EMISSIONS. MORE DRIVING PLEASURE.





**THE BMW 4 SERIES COUPÉ,  
CONVERTIBLE AND GRAN COUPÉ.**

**DIGITAL DISCOVERY:  
THE NEW BMW BROCHURES APP.**



More information, more driving pleasure: The new BMW brochures app offers you a brand new digital and interactive BMW experience. Download the BMW brochures app for your smartphone or tablet now and explore new perspectives of your BMW.

**INNOVATION AND TECHNOLOGY.**



**18** BMW EfficientDynamics



**21** BMW ConnectedDrive



**22** Suspension and safety

**EQUIPMENT.**



**24** Models and Lines



**30** BMW Individual




**32** Equipment highlights



**40** Wheels and tyres



**41** Original BMW Accessories



**42** Technical data



FOUR MEANS MORE.

# POWER

# 4







## IDEAL LINES +

SLEEK SILHOUETTE || WIDE AIR INLETS FOR OPTIMISED AERODYNAMICS AND SPORTING APPEAL || FULL-LED HEADLIGHTS<sup>1</sup> WITH HEXAGONAL DESIGN

<sup>1</sup> Available as optional equipment.







ALL CHASSIS VARIANTS DELIVER SPORTY HANDLING II  
RETRACTABLE HARDTOP WITH EXCELLENT INSULATION II LONG, SCULPTED  
BONNET FOR DYNAMIC LOOKS EVEN WHEN STANDING STILL

**IRRESISTIBLE+**





# LIMITLESS+

SPORT LEATHER STEERING WHEEL WITH MULTIFUNCTION BUTTONS II  
SEAMLESS CONNECTIVITY BETWEEN VEHICLE AND SMARTPHONE II WIFI HOTSPOT<sup>1</sup> II  
PREPARATION FOR APPLE CAR PLAY<sup>®1</sup> II PREMIUM INTERIOR WITH BOAT DECK CHARACTER

<sup>1</sup> Available as optional equipment.







REAR DESIGN LINES EMPHASISE VEHICLE WIDTH FOR A SPORTY,  
LOW-SLUNG STANCE II DYNAMIC AND EFFICIENT BMW TWIN POWER TURBO ENGINES II  
8-SPEED STEPTRONIC SPORT TRANSMISSION<sup>1</sup>

**SUPERIOR+**

<sup>1</sup> Available as optional equipment.





# TOP FORM+

ADAPTIVE M SUSPENSION<sup>1</sup> || VARIABLE SPORT STEERING<sup>1</sup> ||  
TWO-PART FULL-LED TAILLIGHTS VISUALLY EMPHASISE THE CAR'S WIDTH ||  
DOORS WITH FRAMELESS WINDOWS FOR ADDED ELEGANCE

<sup>1</sup> Available as optional equipment.







# A LOT OF PLUS POINTS

**ELEGANT SPORTING APPEAL, TAKEN TO THE MAXIMUM.** THE BMW 4 SERIES – A MARRIAGE OF ATHLETICISM AND AESTHETICS. WITH A SLEEK, SPORTY SILHOUETTE, A MUSCULAR REAR AND A FOCUSED FRONT SECTION, IT PROVOKES DESIRE AND ADMIRATION. WITH ITS POWERFUL AND EFFICIENT BMW TWIN POWER TURBO ENGINES, IT NOT ONLY TAKES TOP SPOT, BUT EXTENDS ITS LEAD.  
**THE BMW 4 SERIES COUPÉ, CONVERTIBLE AND GRAN COUPÉ.**



www.bmw.com/efficientdynamics

**MORE POWER FROM LESS FUEL.**

More power from 3 to 12 cylinders. Consume less, experience more – the **BMW TwinPower Turbo** engines offer the greatest possible dynamic performance with the greatest possible efficiency thanks to the newest injection systems, variable output control and sophisticated turbocharger technology. Whether diesel or petrol, and no matter how many cylinders, the engines from the BMW EfficientDynamics engine family allow markedly more agile power delivery and outstanding responsiveness even at low rpms, while being fuel-efficient and low in emissions.

**MORE DRIVING PLEASURE, LESS EMISSIONS.**

Approximately 33% less CO<sub>2</sub> emissions since 2000: **BMW EfficientDynamics** is a technology package that includes not only the engine and drivetrain, but rather the whole vehicle concept, including intelligent energy management. Provided as standard in every BMW, a variety of innovative technologies contribute to continuously improving efficiency. Via engine efficiency measures, electrification, lightweight construction methods and optimised aerodynamics, BMW has managed to reduce the CO<sub>2</sub> emissions of its fleet by 33%.

**MORE SPEED, LESS WEIGHT.**

Lower weight with intelligent lightweight construction. Special consideration for every last detail – intelligent lightweight construction means that the optimal material is found and implemented for each part of the vehicle. With extremely light high-tech materials such as aluminium and carbon fibre, **BMW EfficientLightweight** is pursuing the goal of minimising vehicle weight. That leads to even more dynamic performance, increased stability and heightened vehicle safety and comfort.



**BRAKE ENERGY REGENERATION**

Brake Energy Regeneration uses the energy that is created when the driver eases off the accelerator or brakes. Thus, the alternator is used efficiently, and kinetic energy that so far went unused can now be turned into electric energy to charge the battery. Fuel consumption is reduced and performance increases.

**AERODYNAMICS**

Every BMW boasts an excellent drag coefficient, thanks to aerodynamic optimisations that complement each other perfectly. This in turn has a positive effect on efficiency and fuel consumption. Examples include the flat undercarriage cover and aerodynamically optimised exterior mirrors.

**AUTOMATIC START/STOP FUNCTION**

The Automatic Start/Stop function switches off the engine when the vehicle comes to a temporary standstill (e.g. at traffic lights or in a traffic jam) to further reduce overall fuel consumption. When the driver presses down on the clutch (manual transmission) or takes their foot off the brake (Steptronic transmission), the engine automatically starts up again in a fraction of a second.

**THE BMW 4 SERIES COUPÉ, CONVERTIBLE AND GRAN COUPÉ – DYNAMIC AND EFFICIENT.**

**BMW 418i Coupé<sup>2</sup> // Gran Coupé<sup>2</sup>**

- BMW TwinPower Turbo 3-cylinder petrol engine with 100 kW (136 hp) and 220 Nm torque
- Acceleration: 9.0–9.4 s [9.2–9.6 s]
- Top speed: 210–212 km/h [210–212 km/h]
- Combined fuel consumption: 5.3–5.8 l/100km [5.2–5.6 l/100km]
- CO<sub>2</sub> emissions: 124–134 g/km [122–131 g/km]

**BMW 420i Coupé<sup>2</sup> // Gran Coupé<sup>2</sup> // Convertible<sup>2</sup> / BMW 420i xDrive Coupé<sup>2</sup> // Gran Coupé<sup>2</sup>**

- BMW TwinPower Turbo 4-cylinder petrol engine with 135 kW (184 hp) and 290 [270] Nm torque (xDrive with 270 Nm torque)
- Acceleration: 7.3–7.5 s [7.5–7.7 s]
- Acceleration with xDrive: 7.8 s [7.8–8.1]
- Top speed: 236 km/h [236 km/h]
- Top speed with xDrive: 233 km/h [231 km/h]
- Combined fuel consumption: 5.8–6.6 l/100km [5.5–6.2 l/100km]
- Combined fuel consumption with xDrive: 6.6–6.9 l/100km [5.9–6.2 l/100km]
- CO<sub>2</sub> emissions: 134–153 g/km [127–144 g/km]
- CO<sub>2</sub> emissions with xDrive: 154–161 g/km [137–144 g/km]

**BMW 430i / BMW 430i xDrive Coupé<sup>2</sup> // Gran Coupé<sup>2</sup> // Convertible<sup>2</sup>**

- BMW TwinPower Turbo 4-cylinder petrol engine with 185 kW (252 hp) and 350 Nm torque
- Acceleration: 5.9–6.4 s [5.8–6.3 s]
- Acceleration with xDrive: [5.8–6.4s]
- Top speed: 250 km/h<sup>1</sup> [250 km/h]<sup>1</sup>
- Top speed with xDrive: [250 km/h]<sup>1</sup>
- Combined fuel consumption: 6,1–7,0 l/100km [5,5–6,3 l/100km]
- Combined fuel consumption with xDrive: [5,9–6,7 l/100km]
- CO<sub>2</sub> emissions: 143–162 g/km [129–146 g/km]
- CO<sub>2</sub> emissions with xDrive: 138–156 g/km

**BMW 440i / BMW 440i xDrive Coupé<sup>2</sup> // Gran Coupé<sup>2</sup> // Convertible<sup>2</sup>**

- BMW TwinPower Turbo 6-cylinder in-line petrol engine with 240 kW (326 hp) and 450 Nm torque
- Acceleration: 5.2 s [5.0–5.4 s]
- Acceleration with xDrive: 5.0 s [4.9–5.4 s]
- Top speed: 250 km/h<sup>1</sup> [250 km/h]<sup>1</sup>
- Top speed with xDrive: 250 km/h<sup>1</sup> [250 km/h]<sup>1</sup>
- Combined fuel consumption: 7.4–7.7 l/100km [6.6–7.2 l/100km]
- Combined fuel consumption with xDrive: 7.7–7.9 l/100km [7.0–7.6 l/100km]
- CO<sub>2</sub> emissions: 172–179 g/km [154–167 g/km]
- CO<sub>2</sub> emissions with xDrive: 179–185 g/km [162–177 g/km]

**BMW 418d Gran Coupé\***

- BMW TwinPower Turbo 4-cylinder diesel engine with 110 kW (150 hp) and 320 Nm torque
- Acceleration: 9.1 s [9.0 s]
- Top speed: 213 km/h [213 km/h]
- Combined fuel consumption: 4.4–4.6 l/100km [4.5–4.6 l/100km]
- CO<sub>2</sub> emissions: 116–122 g/km [119–122 g/km]

**BMW 420d Coupé\* // Gran Coupé\* // Convertible\* / BMW 420d xDrive Coupé\* // Gran Coupé\***

- BMW TwinPower Turbo 4-cylinder diesel engine with 140 kW (190 hp) and 400 Nm torque
- Acceleration: 7.3–8.1 s [7.1–8.0 s]
- Acceleration with xDrive: 7.4–7.6 s [7.2–7.4 s]
- Top speed: 235–240 km/h [228–232 km/h]
- Top speed with xDrive: 235–236 km/h [230 km/h]
- Combined fuel consumption: 4.6–5.2 l/100km [4.6–5.0 l/100km]
- Combined fuel consumption with xDrive: [5.1–5.2 l/100km]
- CO<sub>2</sub> emissions: 122–138 g/km [121–132 g/km]
- CO<sub>2</sub> emissions with xDrive: [134–136 g/km]

**BMW 430d Coupé\* // Gran Coupé\* // Convertible\* / BMW 430d xDrive Coupé\* // Gran Coupé\***

- BMW TwinPower Turbo 6-cylinder diesel engine with 190 kW (258 hp) and 560 Nm torque
- Acceleration: [5.5–5.9 s]
- Acceleration with xDrive: [5.2–5.3 s]
- Top speed: [250 km/h]<sup>1</sup>
- Top speed with xDrive: [250 km/h]<sup>1</sup>
- Combined fuel consumption: [5.3–5.8 l/100 km]
- Combined fuel consumption with xDrive: [5.8–5.9 l/100 km]
- CO<sub>2</sub> emissions: [140–153 g/km]
- CO<sub>2</sub> emissions with xDrive: [153–155 g/km]

**BMW 435d xDrive Coupé\* // Gran Coupé\* // Convertible\***

- BMW TwinPower Turbo 6-cylinder diesel engine with 230 kW (313 hp) and 630 Nm torque
- Acceleration: [4.7–5.2 s]
- Top speed: [250 km/h]<sup>1</sup>
- Combined fuel consumption: [6.1–6.4 l/100 km]
- CO<sub>2</sub> emissions: [160–169 g/km]

<sup>1</sup> Electronically limited.  
<sup>2</sup> Models/engines for which these values apply can be ordered until 04/15/2018. Please ask your BMW Partner for more detailed information about the availability.

The figures for performance, fuel consumption and CO<sub>2</sub> emissions refer to vehicles with standard transmission. Figures in [ ] are for vehicles with Steptronic transmission.

The data for fuel consumption, CO<sub>2</sub> emissions and energy consumption are determined in accordance with the measurements processes as defined by European Regulation (EU) 2007/715 in the applicable version. Data refer to a vehicle with base-level equipment in Germany, and the ranges account for differences according to the selected wheel and tyre size and the optional equipment and may change during the configuration process. Data for vehicles indicated with \* have already been determined on the basis of the new WLTP test cycle and adjusted for comparability with NEDC.



## BMW Personal CoPilot

By your side, when you decide.

### THE INNOVATIVE BMW ASSISTANCE SYSTEMS.

Enjoy the ultimate in comfort and safety with the BMW Personal CoPilot. Whether it's for driving or parking, you can rely on BMW Personal CoPilot driver assistance systems in every situation. The most cutting-edge systems, such as radar, ultrasound and cameras, dependably register the vehicle's surroundings, forming the basis for intelligent driver assistance systems. Either activated when desired, or as emergency assistance in the background – BMW Personal CoPilot assistance systems make every journey in your BMW even safer and more enjoyable.

### CLOSER TO AUTONOMOUS DRIVING THAN EVER BEFORE.

Autonomous driving is not a utopia, it is the future: All over the world, BMW Personal CoPilot test vehicles are already driving completely independently without the driver's intervention and not only show impressively how mobility will change in the near future – they also offer an outlook on the next level of driving pleasure. Even today, BMW Personal CoPilot already offers a large number of intelligent semi-automated assistants that actively support and relieve the driver in almost every driving situation.

### SIMPLY PARK IT.

Intelligent parking assistance systems from BMW Personal CoPilot are available so that you don't just look forward to every ride in your BMW, but also to parking. For example, the Parking assistant already displays suitable parking spaces as you drive past and, depending on the BMW model, runs the parking process either partially or completely independently. But here too, automation will continue to advance, so that in the future it will be possible for vehicles without drivers to search for a parking space and execute the parking process autonomously.



### ACTIVE CRUISE CONTROL.

Active cruise control with Stop&Go function<sup>1,2</sup> incl. Approach control warning with braking function maintains a speed preselected by the driver, as well as the distance to the vehicle ahead. The vehicle takes over accelerating and braking and keeps the predetermined distance to the car ahead even in slow-moving traffic and down to a stand-still in traffic jams.

### DRIVING ASSISTANT.

Driving Assistant<sup>2,3</sup> combines the Lane Departure Warning and Approach control warning systems. When travelling at speeds between 10 and 60 km/h, the Approach control and person warning with light city braking function issues a warning if there is a risk of collision with vehicles or pedestrians, and brakes the vehicle in the event of an emergency. At speeds above approx. 70 km/h, the Lane Departure Warning draws the driver's attention to an unintentional lane change by means of slight vibrations of the steering wheel.

### PARK ASSIST.

The Parking assistant<sup>2,4</sup> makes parking parallel and perpendicular to the road easier. The system works by measuring even tight potential parallel parking spaces while driving past at a low speed. When a suitable space has been found, the Parking assistant takes over the steering, while the driver is responsible for selecting the correct gear, as well as pressing the accelerator and brakes.

IM BMW 4ER COUPÉ, CABRIO UND GRAN COUPÉ.

The key visual for BMW Personal CoPilot shown here is an exemplary, artistic representation, which can deviate from the design and equipment of the BMW model described in this medium.

## BMW ConnectedDrive

Connected to be free.

Innovation and Technology 20 | 21

### CONNECTED FOR OVER 40 YEARS.

Focused on the future – from the very beginning. By the 1970s, BMW had already made headway in connected mobility. Another milestone of the digital future was surpassed in 1999: vehicles with built-in SIM cards. Then came the first online functionality, Google Services and innovative display systems such as the BMW Head-Up Display. Throughout this process, the desires of the customer have always taken centre stage. In a first for a premium automobile manufacturer, BMW makes it possible to book and pay for services flexibly via the BMW ConnectedDrive Store, in the vehicle or on a computer at home. And with the introduction of BMW Connected and the Open Mobility Cloud, BMW is taking the next steps into the future of mobility.

### MORE THAN 20 SERVICES IN THE BMW CONNECTED DRIVE STORE.

The ConnectedDrive Services equipment forms the basis for intelligent BMW ConnectedDrive functions. This equipment also provides access to the BMW ConnectedDrive Store, in which services can be ordered and extended easily, any time and anywhere to suit the user's individual requirements – for example with the Concierge Service or Online Entertainment, which turn every drive into a convenient and entertaining experience.

### IN TOUCH 24/7 WITH BMW CONNECTED.

What would it be like if you were never late again? What if your BMW already knew your preferred destinations? How would you like reliable navigation, whether you're sitting in your vehicle or not? BMW Connected provides you with the information you want, when and where you want it. BMW Connected is a personal mobility assistant which facilitates your everyday mobility and aids you in reaching your destinations relaxed and on time. With the BMW Connected app, mobility-relevant information such as recommendations for optimal departure times are available at any time via smartphone or smartwatch and can be seamlessly transmitted to the car.



### BMW CONNECTED.

BMW Connected<sup>2,7</sup> is a personal mobility assistant which facilitates your everyday mobility and aids you in reaching your destinations relaxed and on time. Relevant mobility information, such as recommendations for optimal departure times, are available outside of the vehicle via a compatible smartphone or compatible smart watch, and can be seamlessly transferred into the car.

### PREPARATION FOR APPLE CAR PLAY®.

Preparation for Apple CarPlay® supports<sup>2,5,8</sup> the convenient and wireless use of selected iPhone® functions in the vehicle. This allows smartphone content and functions such as music, iMessages/text messages, telephony, Siri, navigation and selected third-party apps to be displayed and operated via the vehicle's user interface and via Voice control.

### TIME-TO-LEAVE NOTIFICATION.

BMW Connected<sup>7</sup> will inform the user of the calculated departure time via a compatible smartphone or smart watch to ensure they arrive at their next destination on time. The system calculates the suggested departure time based on real-time traffic data<sup>6</sup>.

IM BMW 4ER COUPÉ, CABRIO UND GRAN COUPÉ.

<sup>1</sup> Only available in conjunction with Steptronic transmission.

<sup>2</sup> Available as optional equipment.

<sup>3</sup> Function may be limited in darkness, fog or bright glare.

<sup>4</sup> Only available in conjunction with Park Distance Control (PDC).

Some ConnectedDrive Services may differ between countries. Please consult your local BMW partner for more information.

<sup>5</sup> Apple CarPlay® compatibility and supported functions depend on the model year and the software installed on the iPhone®. When the Apple CarPlay® preparation is used, selected vehicle data is transferred to the phone. The mobile phone manufacturer is responsible for further data processing.

<sup>6</sup> Smartphone and smartwatch are not part of BMW Connected.

<sup>7</sup> Only available in conjunction with ConnectedDrive Services.

<sup>8</sup> Only available in conjunction with a navigation system.



■ Standard equipment □ Optional equipment



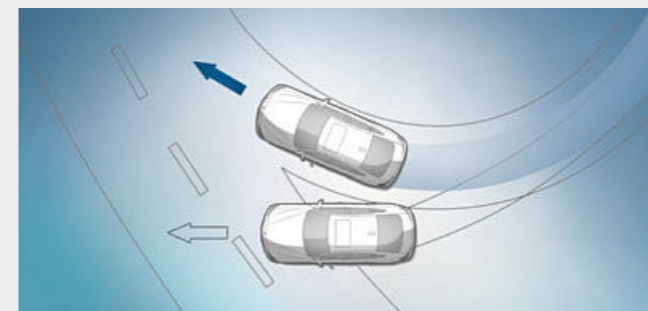
The optional **Variable steering<sup>1</sup>** with Servotronic creates a direct and agile steering response and ensures less physical effort is required to turn the wheel. It reacts to the angle of the steering wheel with varying steering ratios. This improves handling when driving more dynamically and reduces the effort needed to steer when parking and turning.

The automatic **8-speed Steptronic Sport transmission<sup>1</sup>** enables not only automatic gear selection but also manual shifting using the gear lever or gearshift paddles on the steering wheel. Anything is possible, from comfortable gliding to very dynamic driving with Launch Control activated if desired. In SPORT+ mode, the gear shifts are configured for maximum performance.

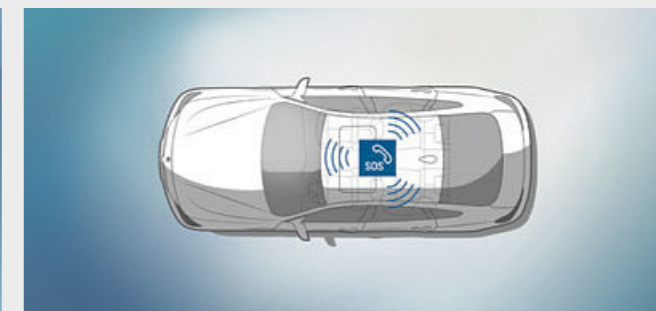
**Driving Experience Control** offers the driver the choice between the standard COMFORT mode, the more efficient ECO PRO mode, and the SPORT and SPORT+<sup>2</sup> modes, for an even more dynamic drive. ECO PRO mode adjusts the characteristics of the Steptronic transmission (if present) and the heating/air conditioning settings to make the drive as fuel-efficient as possible.

The **intelligent BMW xDrive all-wheel drive system** smoothly and variably distributes drive power to the front and rear wheels for maximum traction, driving dynamics and safety in every driving situation. For even better agility, the electronically controlled power distribution for instance counterbalances oversteer or understeer on bends.

The **Adaptive M suspension<sup>1</sup>** can be electronically adjusted at any time to suit the road and driving conditions. The driver can also adjust the suspension characteristics via the Driving Experience Control to enable their preferred driving style at the time – from comfortable to extremely athletic with markedly agile handling.



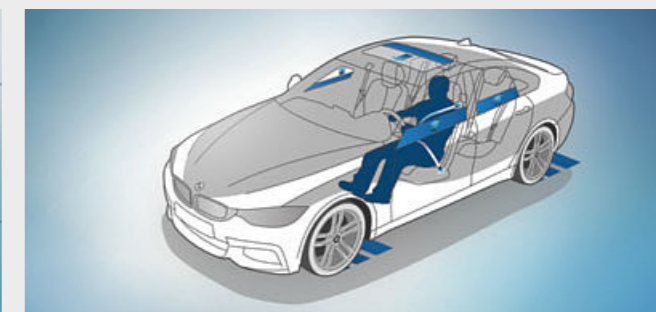
■ The **Dynamic Stability Control (DSC)** with extended functionality stabilises the vehicle as soon as any skidding motion is detected. Its extended functionality includes Cornering Brake Control (CBC), the hill-start and braking assistant, brake drying and braking readiness. For even more athletic driving, the Dynamic Traction Control (DTC) function allows increased wheel slip.



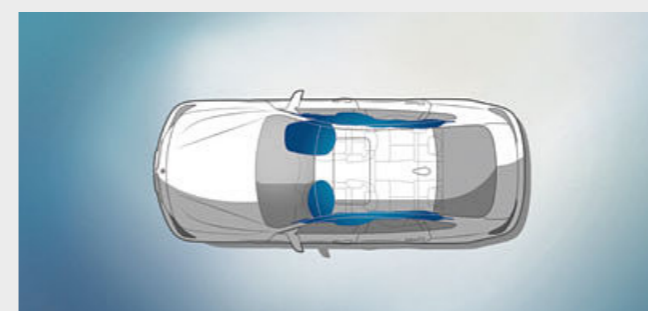
□ The **Intelligent emergency call** automatically establishes a connection with the nearest rescue coordination centre through the BMW call centre whenever needed – without the use of a mobile phone. It transmits information regarding the vehicle's current location and the severity of the accident. The Intelligent emergency call can also be triggered manually in case other road users require help, for example.



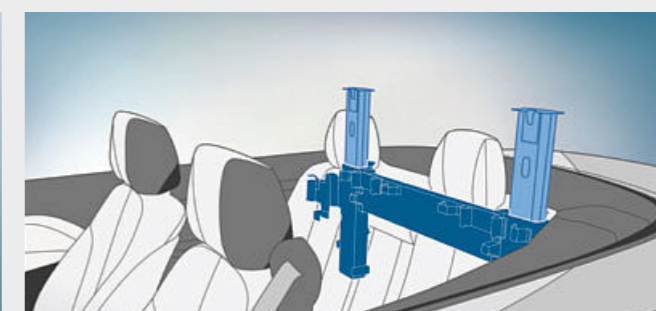
□ The **Adaptive LED headlights** adjust their light distribution according to speed and steering angle. They provide optimum illumination of the road ahead, improve visibility in the dark and feature a range of functions: highlighters, light rings, anti-dazzle function, BMW Selective Beam, fog lights, cornering lights, indicators, daytime running lights and Adaptive headlights.



□ **Active Protection** is the BMW ConnectedDrive preventive passenger protection system. Active Protection warns the driver if it detects signs of tiredness, safety belts are pretensioned in critical situations, electric seats are returned to upright positions<sup>3</sup> and the windows and sliding roof are closed. After an accident occurs, the brakes are automatically applied until the car reaches a standstill.



■ The **Airbags** for driver and front passenger, as well as the side airbags integrated into the front seat backrests, are integral elements of the well-interconnected safety components of each BMW and offer targeted protection in case of an accident.



■ The **Roll-over protection system<sup>4</sup>** in the rear headrests combined with the roll-over bar integrated into the windscreen frame forms the "passenger compartment". In case of accident the protective bars integrated into the headrests extend in fractions of a second to significantly improve head protection should the car roll over - guaranteeing a higher degree of safety.

<sup>1</sup> Available as optional equipment.  
<sup>2</sup> Only in conjunction with Steptronic Sport transmission, Variable Sport Steering or Adaptive M suspension.

<sup>3</sup> Automatic movement of the front passenger backrest into the upright position only with optional electric seat adjustment.  
<sup>4</sup> Only available for the Convertible.



Discover more with the new BMW catalogue app. Now available for your smartphone and tablet.

■ Standard equipment □ Optional equipment



**Selected base model equipment:**

- Door sill finishers in Black with „BMW“ designation
- Seats with Move cloth upholstery
- Satin Silver matt interior trim
- 17" light alloy wheels V-spoke style 395 or 17" light alloy wheels Star-spoke style 393
- LED headlights
- LED fog lights
- LED taillights with 3D bars
- Dynamic Stability Control (DSC) with extended functionality
- Automatic Start/Stop function

■ The cockpit featuring the sport leather steering wheel with multifunction buttons, Radio BMW Professional with 6.5" display and single-zone automatic air conditioning.



■ The seats with standard Move cloth upholstery in Anthracite.



■ 17" light alloy wheels Star-spoke style 393<sup>1</sup>, 7.5J x 17 with 225/50 R17 tyres.



□ 18" light alloy wheels V-spoke style 398 with mixed tyres, front 8J x 18 with 225/45 R18 tyres, rear 8.5J x 18 with 255/40 R18 tyres.

<sup>1</sup> Standard for the 430i, 430i xDrive, 440i, 440i xDrive, 425d, 430d, 430d xDrive, 435d xDrive.



# LUXURY LINE.

Discover more with the new BMW catalogue app. Now available for your smartphone and tablet.



■ The sport leather steering wheel with multifunction buttons affords excellent grip and enhances the sporting and elegant character of the cockpit.

■ The seats upholstered in Cognac Dakota leather with Brown highlights enhance the interior's premium appeal.

■ 18" light alloy wheels Multi-spoke style 416, 8J x 18 with 225/45 R18 tyres.

□ 19" light alloy wheels Multi-spoke style 708 with mixed tyres and run-flat properties in Ferric Grey, gloss-lathed, front 8J x 19 with 225/40 R19 tyres, rear 8.5J x 19 with 255/35 R19 tyres.

## Luxury Line exterior equipment:

- BMW kidney grille with eleven exclusively designed vertical slats with front sides in Chrome high-gloss
- Front bumper with specific design elements in Chrome high-gloss
- 18" light alloy wheels Multi-spoke style 416, alternatively
- 19" light alloy wheels Multi-spoke style 708 with mixed tyres
- "Luxury Line" designation on the side
- Air Breather trim element in high-gloss Chrome, alternatively in body colour
- Side window surrounds and window recess finisher in Chrome high-gloss
- Rear bumper with specific design elements in Chrome high-gloss
- Tailpipe trim strip in Chrome high-gloss



## Luxury Line interior equipment:

- Door sill finishers in Aluminium with "BMW" designation
- Seats in Leather 'Dakota' Saddle Brown with exclusive stitching, alternatively
- seats in Leather "Dakota" Veneto Beige with exclusive stitching; other upholsteries available
- Car key with Pearl Chrome detailing
- Air conditioning and radio control unit with Pearl Chrome detailing
- Centre console trim in Black high-gloss with Pearl Chrome detailing
- Interior trim finishers in fine wood trim "Fineline" Anthracite with accent in Pearl Chrome, alternatively Interior trim finishers in Fine-wood trim burl walnut with accent in Pearl Chrome, the exclusive accent extends to the doors and in the rear; other trims available
- Orange or white variable Ambient light
- B-pillar illumination<sup>1</sup>

# SPORT LINE.

Equipment 26 | 27

■ Standard equipment □ Optional equipment



■ The sport leather steering wheel with multifunction buttons affords excellent grip and enhances the sporting and elegant character of the cockpit.

□ The interior with sport seats and leather upholstery in Black Dakota leather with exclusive stitching in Red extends the contemporary dynamics of the exterior to the passenger compartment.

■ 18" light alloy wheels Double-spoke style 397 in Bicolour Ferric Grey, gloss-lathed, 8J x 18, with 225/45 R18 tyres.

□ 19" light alloy wheels Star-spoke style 407 Bicolour Orbit Grey, gloss-lathed, front 8J x 19 with 225/40 R19 tyres, rear 8.5J x 19 with 255/35 R19 tyres.

## Sport Line exterior equipment:

- BMW kidney grille with nine exclusively designed vertical slats with high-gloss Black fronts
- Front bumper with specific design elements in high-gloss Black
- 18" light alloy wheels Double-spoke style 397 Bicolour Ferric Grey, alternatively
- 19" light alloy wheels Star-spoke style 407 Bicolour with mixed-size tyres; other wheels available
- "Sport Line" designation on the side
- Mirror caps in body colour, alternatively in high-gloss Black
- Air Breather trim element in high-gloss Black, alternatively in body colour
- Side window surrounds and window recess finishers in matt Black
- Rear bumper with specific design elements in high-gloss Black
- Tailpipe trim in Black, chrome-plated

## Sport Line interior equipment:

- Door sill finishers in Aluminium with "BMW" designation
- Sport seats with Move cloth upholstery with Grey highlights, alternatively
- Sport seats in Dakota leather with Red highlights<sup>2</sup>; other upholstery options available
- Sport leather steering wheel with red contrast stitching, alternatively available with black stitching
- Car key with red detailing
- Instrument panel with speedometer and revolution counter featuring chronoscales and red contrasting rings
- Centre console trim in high-gloss Black
- High-gloss Black interior trim with Coral Red matt accent line, alternatively
- Fine Brushed Aluminium interior trim with high-gloss Black accent line; the exclusive accent lines extend to the doors and rear area; other trims available
- Orange or white variable Ambient light
- Driving Experience Control with additional SPORT+ mode

<sup>1</sup> Only available for the Coupé and Gran Coupé.

<sup>2</sup> Standard for Convertible with Sport Line.



# M SPORT PACKAGE.

Discover more with the new BMW catalogue app. Now available for your smartphone and tablet.

powered by 

■ Standard equipment □ Optional equipment



□ The cockpit featuring the M leather steering wheel with multifunction buttons, Navigation system Professional with 8.8" display and two-zone automatic air conditioning.

□ The M seat belts<sup>1</sup> with belt tensioner and belt force limiter boast an exquisite woven highlight in the classic M colours.



■ The sport seats in Midnight Blue Dakota leather with Oyster dark highlights underscore the vehicle's powerful, athletic appearance.

## M Sport package exterior equipment:

- M Aerodynamics package with front apron, side skirts and rear apron with diffuser insert in Dark Shadow metallic
- BMW kidney grille with nine exclusively designed vertical slats with front sides in Black high-gloss
- LED fog lights
- 18" M light alloy wheels Star-spoke style 400 M with mixed tyres, alternatively
- 18" M light alloy wheels Double-spoke style 441 M Ferric Grey metallic,
- 19" M light alloy wheels Double-spoke style 704 M with mixed tyres,
- 19" M light alloy wheels Double-spoke style 704 M Ferric Grey metallic or
- 19" M light alloy wheels Star-spoke style 403 M with mixed tyres; other wheels available
- M Sport suspension<sup>2</sup>, alternatively Standard running gear or
- Adaptive M suspension
- M Sport brake
- BMW Individual high-gloss Shadow Line, alternatively satinised aluminium
- M designation on the sides
- Exterior mirror caps in body colour
- Tailpipe trim strip in Chrome high-gloss
- Exclusive paintwork in Estoril Blue metallic; other paintworks available
- Air Breather trim element in high-gloss Black, alternatively in satinised aluminium or in body colour

## M Sport package interior equipment:


- M door sill finishers, M driver footrest
- Sport seats for driver and front passenger in Cloth/Alcantara combination 'Hexagon' Anthracite in exclusive M style, alternatively
- Sport seats for driver and front passenger in Leather 'Dakota' Black<sup>3</sup> with exclusive stitching in Blue; other upholsteries available
- M safety belts
- M Leather steering wheel with multifunction
- BMW Individual headliner anthracite<sup>4</sup>
- Instrument cluster with speedometer and revolution counter with chronoscaling and red contrast ring
- Air conditioning and radio control unit with Chrome detailing
- Centre console trim in Black high-gloss
- Interior trim finishers in Aluminium Hexagon with Blue matt or Black high-gloss accent, the exclusive accent extends to the doors and in the rear; other trims available
- Shortened gear lever<sup>5</sup> with M designation
- Driving Experience Control with additional SPORT+ mode
- Orange or white variable Ambient light
- Car key with Blue detailing



□ 19" M light alloy wheels Double-spoke style 704 M in Ferric Grey metallic, gloss lathed, front 8J x 19 with 225/40 R19 tyres, rear 8.5J x 19 with 255/35 R19 tyres.



□ 19" M light alloy wheels Star-spoke style 403 M with mixed tyres in Bicolour Ferric Grey, gloss-lathed, front 8J x 19 with 225/40 R19 tyres, rear 8.5J x 19 with 255/35 R19 tyres.



■ When the front doors are opened, one's eyes are automatically drawn towards the M door sill finishers made of aluminium.

<sup>1</sup> Only available in combination with the M Sport package.

<sup>2</sup> Not available in conjunction with xDrive.

<sup>3</sup> Standard for Convertible with M Sport package

<sup>4</sup> Only available for the Coupé and Gran Coupé.

<sup>5</sup> Only in conjunction with manual transmission





BMW Individual paint finish in Tanzanite Blue metallic 19" BMW Individual light alloy wheels V-spoke style 626 I.

## BMW INDIVIDUAL.

### The expression of personality.

The BMW 4 Series Coupé. Inspired by BMW Individual.

The BMW Individual Collection offers a wide repertoire of exclusive equipment possibilities that allow you to realise your very own wishes for the BMW 4 Series Coupé. Each is distinguished by exquisite materials and workmanship of the highest quality. BMW Individual represents perfection down to the smallest detail.

The BMW Individual Tanzanite Blue metallic paint finish contains an impressive range of intense blue hues. In conjunction with 19" BMW Individual light alloy wheels V-spoke style 626 I it emphasises the sporting and elegant character of the BMW 4 Series Coupé. In the interior, BMW Individual extended fine-grain Merino leather upholstery in Golden Brown adds premium appeal. A special highlight: the stylish contrasts created by the Smokey White piping and seams. With its brilliant gloss, the BMW Individual Piano Finish Black trim complements this interior beautifully. The leather-covered instrument panel and details such as the leather steering wheel or the BMW Individual headliner in Anthracite round off this ensemble.

Requests for even greater distinctiveness and exclusivity, all the way to hand-crafted one-off pieces, can be fulfilled by BMW Individual Manufaktur.



**EXPERIENCE BMW INDIVIDUAL INTERACTIVE.**  
WITH THE BMW INDIVIDUAL APP FOR iOS AND ANDROID.



BMW Individual interior trim in Piano finish Black and instrument panel finished in leather.<sup>1</sup>

BMW Individual extended fine-grain Merino leather in Gold Brown, interior trim in Piano finish Black and further equipment details from BMW Individual.

<sup>1</sup> Upper section and door panels in Black Walknappa leather and bottom section in fine-grain Merino leather matching the upholstery colour.



# EQUIPMENT HIGHLIGHTS.

Discover more with the new BMW catalogue app. Now available for your smartphone and tablet.

■ Standard equipment □ Optional equipment



□ The Adaptive LED headlights adjust their light distribution according to speed and steering angle. They provide optimum illumination of the road ahead, improve visibility in the dark and feature a range of functions: highlighters, light rings, anti-dazzle function, BMW Selective Beam, fog lights, cornering lights, indicators, daytime running lights and Adaptive headlights.



□ The Comfort access system allows passengers to enter the car via the front doors and open the tailgate without having to actively use the key. The key just has to be on the user's person. To unlock the vehicle, just touch the door handles or tailgate button. The tailgate can also be opened and closed without being touched via a quick wave of the foot under the bumper.<sup>3</sup>



□ The electrical glass roof<sup>1</sup> with slide and lift function including sun protection, anti-trap protection, comfort opening and closing via remote control and one-touch function brings light into the interior and allows passengers to regulate the air flow rate according to their preference to create a pleasant interior climate. The integrated, automatically extending wind deflector guarantees a high level of acoustic comfort.



□ The Rain sensor automatically switches on the windscreen wipers when required and adjusts the wiper frequency to the rainfall intensity. When the light conditions require, the integrated automatic headlight activation activates the low-beam headlight.



□ This package includes a range of exterior features such as side window surrounds and window recess finishers as well as Air Breather trim elements in satinised aluminium. The mirror base and mirror triangle are finished in Black matt.



□ The M Sport brake<sup>2</sup> has four-piston fixed callipers at the front and two-piston floating callipers at the rear in dark blue and with M designation and features larger brake discs to ensure outstanding braking performance.



■ The rear lights with lighting elements in LED technology consist of individual high-performance LED lighting elements and have the characteristic, striking BMW L-shape, meaning that the vehicle is clearly recognisable as a BMW even in the dark.



□ The Wind deflector<sup>4</sup> provides the driver and front passenger with effective protection from draughts at neck and shoulder-height, even when travelling at high speeds. When it is not needed, the collapsible sides can simply be folded together for easy and compact storage.



□ The Air collar<sup>4</sup> ensures comfort when driving, by pleasantly providing warmth for the head and shoulders. When the roof is open, the warming system integrated into the front seats is automatically regulated based on the speed and outside temperature. Three different temperature levels can also be personally selected.

<sup>1</sup> Only available for the Coupé and Gran Coupé.

<sup>2</sup> Only available for the 440i, 440i xDrive, 435d xDrive and in conjunction with the M Sport package.

<sup>3</sup> Contactless opening only available for the Coupé and Gran Coupé.

Contactless closing only available for the Gran Coupé.

<sup>4</sup> Only available for the Convertible.



# EQUIPMENT HIGHLIGHTS.

Discover more with the new BMW catalogue app. Now available for your smartphone and tablet.

■ Standard equipment □ Optional equipment



□ The outstanding Harman Kardon surround sound system features a 600 watt digital amplifier, 9 channels and 16 loudspeakers<sup>1</sup> with chrome detailing. Its sophisticated sound perfectly fills the interior space. Vehicle-specific, speed-dependent equalising precisely compensates for any background driving noise.



□ The Lights package creates an atmospheric ambience in the interior. It includes a variety of additional LED lights: front and rear reading lights<sup>2</sup>, vanity mirror lights for driver and front passenger, front footwell lights, Ambient light in the front and rear, and in the centre console, as well as exit lights in the doors and vicinity illumination in the exterior door handles.



□ The Sport seats for driver and front passenger provide optimum lateral support with their raised side bolsters and manually adjustable thigh support. The fore-and-aft position and seat angle can be manually adjusted, while the backrest width can be adjusted electrically.



■ The Through-loading system<sup>2</sup> includes rear seat backrests that can be divided in a 40:20:40 ratio for the greatest possible flexibility. For example, two passengers can be seated comfortably in the rear, while long objects such as ski and snowboard bags can be transported at the same time. The two cupholders in the centre armrest are very practical.



□ The Multifunctional instrument display<sup>3</sup> with Black Panel technology and a screen diagonal of 8.8" provides a highly impressive visualisation of the driving experience. Three different modes and their specific displays – each of which have their own colour scheme and graphic style – can be displayed in the instrument cluster: ECO PRO, COMFORT and SPORT.



□ The full-colour BMW Head-Up Display<sup>4</sup> projects information relevant to the journey directly into the driver's field of vision.



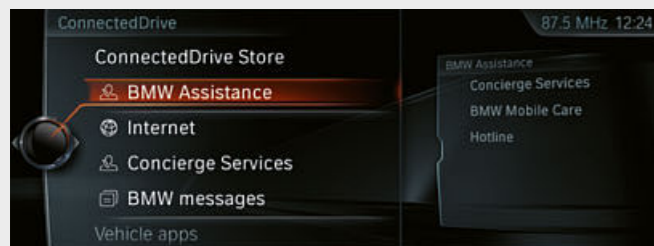
□ Active cruise control with Stop&Go function<sup>5</sup> maintains a preselected speed, as well as the distance to the driver ahead.



□ The Navigation system Professional, including hands-free facility, USB interface, 8.8" LCD colour display and Radio BMW Professional with a DVD player, comes with a three-dimensional map display and 20 GB of memory. The system is operated intuitively via the iDrive Touch Controller. Map updates are available for three years without license fees<sup>6</sup>.



□ Telephony with wireless charging includes a wireless charging<sup>9</sup> dock and additional USB ports. A roof aerial connection improves mobile reception. Two mobile telephones and an audio player can be connected simultaneously via Bluetooth. Also included are: Bluetooth Office and the technical capacity for a WiFi hotspot<sup>10</sup>.



□ The Concierge Service<sup>6</sup> connects the driver to a BMW Call Centre agent at the push of a button. The agent can locate a particular restaurant, the nearest cash dispenser or an emergency pharmacy and send the address details directly to the BMW navigation system.



□ The Parking assistant<sup>7</sup> makes parking parallel and perpendicular to the road easier. The system works by measuring even tight potential parallel parking spaces while driving past at a low speed. When a suitable space has been found, the Parking assistant takes over the steering, while the driver is responsible for selecting the correct gear, as well as pressing the accelerator and brakes.



□ Thanks to its tightly spaced gear ratios and fast engine speed transitions, the 8-speed Steptronic transmission ensures greater driving comfort, smoother gearshifts and low fuel consumption.



□ BMW Individual steering wheel finely structured in Sport leather steering wheel design with higher quality leather and thicker wheel rim.



□ The Automatic air conditioning with two-zone control and automatic temperature control features separate controls for the driver and front passenger. It also includes Automatic Air Recirculation (AAR), a micro active carbon filter, a fog and solar sensor, as well as rear air vents.

<sup>1</sup> Convertible with 515-watt digital amplifier, 9 channels and 12 loudspeakers.

<sup>2</sup> Only available for the Coupé and Gran Coupé.

<sup>3</sup> Only available in conjunction with the Navigation system Professional.

<sup>4</sup> The contents shown by the Head-Up Display depend on equipment installed.

The visuals in the Head-Up Display are not fully visible when wearing polarised sunglasses.

<sup>5</sup> Only available in conjunction with Steptronic transmission.

<sup>6</sup> Requires the optional BMW ConnectedDrive Services.

<sup>7</sup> Only available in conjunction with Park Distance Control (PDC).

<sup>8</sup> As part of BMW ConnectedDrive, in selected European countries, the system automatically updates maps for three years up to four times per year without incurring licensing fees.

<sup>9</sup> Inductive charging for Qi-compatible mobile phones is possible. Special charging cases are available from Original BMW Accessories for selected smartphones that do not support Qi inductive charging.

<sup>10</sup> The internet connection for the SIM card with 4G/LTE mobile communication incurs costs that are calculated separately by the mobile phone service provider.

Some ConnectedDrive Services may differ between countries. Please consult your local BMW partner for more information.



# EXTERIOR COLOURS.

Discover more with the new BMW catalogue app. Now available for your smartphone and tablet.

■ Standard equipment □ Optional equipment

## M SPORT PACKAGE


## BMW INDIVIDUAL




■ **Non-metallic** 668 Black



□ **Non-metallic** 300 Alpine White<sup>1</sup>



□ **Metallic** 475 Black Sapphire<sup>2</sup>




□ **Metallic** 416 Carbon Black<sup>2,5</sup>



□ **Metallic** A75 Melbourne Red<sup>3</sup>



□ **Metallic** A83 Glacier Silver<sup>2</sup>




□ **Metallic** A89 Imperial Blue brilliant effect



□ **Metallic** B45 Estoril Blue<sup>2</sup>



□ **Metallic** A96 Mineral White



□ **Metallic** B39 Mineral Grey<sup>2</sup>



□ **Metallic** B53 Sparkling Brown<sup>4</sup>




□ **Metallic** WC1G Snapper Rocks Blue<sup>2</sup>



□ **Metallic** WC1X Sunset Orange



□ **Metallic** WB65 Jatoba<sup>5</sup>




□ **BMW Individual** X02 Citrine Black metallic<sup>2</sup>



□ **BMW Individual** 490 Frozen Grey metallic<sup>2,5</sup>



□ **BMW Individual** 490 Frozen Brilliant White metallic<sup>5</sup>




□ **BMW Individual** X08 Champagne Quartz metallic<sup>2</sup>




□ **BMW Individual** 490 Frozen Cashmere Silver metallic<sup>5</sup>



□ **BMW Individual** 490 Brilliant White metallic<sup>2,4</sup>



□ **BMW Individual** X10 Tanzanite Blue metallic<sup>2</sup>



□ **BMW Individual** X11 Frozen Bronze metallic<sup>2,5</sup>



□ **BMW Individual** X12 Smoky Topaz metallic<sup>2,4</sup>



□ **BMW Individual** X18 Frozen Silver metallic<sup>2,5</sup>

**[ Colours ]** The colours printed above are intended to provide you with a first impression of paints and materials available for your BMW. Experience has shown, however, that printed images of paint, upholstery and interior trim colours cannot faithfully reproduce

the actual appearance of the originals. We recommend therefore that you consult your BMW partner who will be able to show you original samples and assist with special requests.

<sup>1</sup> Available as standard for the M Sport package.

<sup>2</sup> Optionally available for the M Sport package.

<sup>3</sup> Optionally available for the M Sport package for the Coupé and Convertible.

<sup>4</sup> Only available for the Coupé and Convertible.

<sup>5</sup> Only available for the Gran Coupé.



# INTERIOR COLOURS.

Discover more with the new BMW catalogue app. Now available for your smartphone and tablet.

■ Standard equipment □ Optional equipment

### CLOTH

**Available with**

- Basic

**Move cloth**  
BDAT Anthracite<sup>1</sup>

- Basic
- Sport Line

**Corner cloth**  
CCL1 Anthracite with Grey highlights<sup>2</sup>

- Sport Line

**Corner cloth**  
CCL2 Anthracite with Red highlights<sup>2</sup>

### LEATHER

**Available with**

- Sport Line
- M Sport package

**Dakota leather**  
LCRY Cognac with Brown highlights<sup>3</sup>

- Luxury Line
- Sport Line
- M Sport package

**Dakota leather**  
LCIX Midnight Blue with Oyster dark highlights<sup>3</sup>

- Luxury Line
- Sport Line
- M Sport package

**Dakota leather**  
LCFL Veneto Beige with Oyster dark highlights<sup>3</sup>

- Luxury Line

**Dakota leather**  
LCRZ Cognac with Brown highlights, interior colour Black/ Cognac<sup>3</sup>

- M Sport package

**Dakota leather**  
LCNL Black with contrast stitching in Blue<sup>3</sup>

### LEATHER

**Available with**

- Basic
- Luxury Line
- Sport Line
- M Sport package

**Dakota leather**  
LCSW Black<sup>3</sup>

- Basic
- Luxury Line
- Sport Line
- M Sport package

**Dakota leather**  
LCDF Veneto Beige, Veneto Beige interior colour<sup>3</sup>

- Basic
- Luxury Line
- Sport Line
- M Sport package

**Dakota leather**  
LCV1 Veneto Beige, interior colour Black<sup>3</sup>

- Basic
- Luxury Line
- Sport Line
- M Sport package

**Dakota leather**  
LCFH Ivory White with Oyster dark highlights<sup>3</sup>

- Sport Line

**Dakota leather**  
LCL3 Black with Red highlights<sup>3</sup>

- Sport Line
- M Sport package

**Dakota leather**  
LCL5 Coral Red with black highlights<sup>3</sup>

- Luxury Line
- Sport Line
- M Sport package

**Dakota leather**  
LCFJ Veneto Beige with Oyster dark highlights, lower part of the instrument panel in Veneto Beige<sup>3</sup>

- Luxury Line
- Sport Line
- M Sport package

**Dakota leather**  
LCL8 Black with Oyster dark highlights<sup>3</sup>

### CLOTH/LEATHER COMBINATION

**Available with**

- M Sport package

**Hexagon cloth/ Alcantara upholstery**  
HAAT Anthracite<sup>2</sup>

### INTERIOR COLOURS

**Available with**

- Basic
- Luxury Line
- Sport Line
- M Sport package

Black

- Basic
- Luxury Line
- Sport Line
- M Sport package

Veneto Beige

### INTERIOR TRIMS

**Available with**

- Basic

4CG Satin Silver matt

- Luxury Line

4LV Black high-gloss with Coral Red matt highlights

- Basic
- Luxury Line
- Sport Line

4LU Black high-gloss with Pearl Chrome highlights

- Basic
- Luxury Line
- Sport Line
- M Sport package

4FT Aluminium finely brushed lengthwise with Black high-gloss highlights

- M Sport package

4WF Aluminium Hexagon with Blue matt highlights

- M Sport package

4WG Aluminium Hexagon with Black high-gloss highlights

- Basic
- Luxury Line
- Sport Line
- M Sport package

4FW Fine-wood trim Burled Walnut with Pearl Chrome highlights

- Basic
- Luxury Line
- Sport Line
- M Sport package

- Basic
- Luxury Line
- Sport Line
- M Sport package

4FU Fine-wood trim Fineline Anthracite, Pearl Chrome finisher

- Basic
- Luxury Line
- Sport Line
- M Sport package

4MN Aluminium Carbon dark interior trim with Pearl-Gloss Chrome accent line

- Luxury Line
- Sport Line
- M Sport package

4GA Fine-wood trim Ash Grain with metal inlay and Pearl Chrome highlights

- Luxury Line
- M Sport package

4FV Fineline light fine-wood trim with Pearl-Gloss Chrome accent line

### BMW INDIVIDUAL UPHOLSTERY COLOURS

**Available with**

- Basic
- Luxury Line
- Sport Line
- M Sport package

**BMW Individual fine-grain Merino leather**  
ZAOW Opal White<sup>4</sup>

- Basic
- Luxury Line
- Sport Line
- M Sport package

**BMW Individual fine-grain Merino leather**  
ZAKS Cashmere Beige<sup>4</sup>

- Basic
- Luxury Line
- Sport Line
- M Sport package

**BMW Individual fine-grain Merino leather**  
ZAG8 Gold Brown<sup>4</sup>

- Basic
- Luxury Line
- Sport Line
- M Sport package

**BMW Individual fine-grain Merino leather**  
ZAML Nutmeg<sup>4</sup>

- Basic
- Luxury Line
- Sport Line
- M Sport package

**BMW Individual fine-grain Merino leather**  
ZASW Black<sup>4</sup>

### BMW INDIVIDUAL INTERIOR TRIMS

**Available with**

- Basic
- Luxury Line
- Sport Line
- M Sport package

**BMW Individual interior trim**  
XEX Fine-wood trim Ash Grain White, Pearl-Gloss Chrome accent line

- Basic
- Luxury Line
- Sport Line
- M Sport package

**BMW Individual interior trim**  
XE5 Fine-wood trim Plane Auburn dark, Pearl-Gloss Chrome accent line

- Basic
- Luxury Line
- Sport Line
- M Sportpaket

**BMW Individual interior trim**  
XE7 Piano finish Black, Pearl-Gloss Chrome accent line

### BMW INDIVIDUAL HEADLINER

**Available with**

- Basic
- Luxury Line
- Sport Line
- M Sport package

**BMW Individual headliner**  
775 Anthracite<sup>2</sup>

Please note that even normal long- or short-term use can lead to unrecoverable upholstery damage. This can be caused in particular by non-colourfast clothing.

Please note that the interior colour depends on the selected upholstery colour.

<sup>1</sup> Only available in conjunction with standard seats.  
<sup>2</sup> Only available for the Coupé and Gran Coupé.  
<sup>3</sup> Standard for the Convertible with Luxury Line, Sport Line or M Sport package.  
<sup>4</sup> BMW Individual extended fine-grain Merino leather upholstery with contrast stitching and piping comprises front and rear seats including headrests, door trim inserts, door armrests, centre console armrest. Piping on front and rear seats and headrests in contrasting colour.



# WHEELS AND TYRES.

Discover even more with the new BMW Brochures app. Available now, for your smartphone and tablet.



□ 18" M light alloy wheels Double-spoke style 441 M in Ferric Grey metallic with mixed tyres<sup>1</sup>, front 8J x 18 with 225/45 R18 tyres, rear 8.5J x 18 with 255/40 R18 tyres.



□ 18" M light alloy wheels Star-spoke style 400 M with mixed tyres<sup>1</sup>, front 8J x 18 with 225/45 R18 tyres, rear 8.5J x 18 with 255/40 R18 tyres.



■ 17" light alloy wheels Star-spoke style 393<sup>2</sup>, 7.5J x 17 with 225/50 R17 tyres.



□ 19" light alloy wheels Double-spoke style 401 with mixed tyres, size 8J x 19 in front with 225/40 R19 tyres, rear size 8.5J x 19 with 255/35 R19 tyres.



□ 18" light alloy wheels turbine styling 415, 8J x 18 with 225/45 R18 tyres.



□ 19" light alloy wheels V-spoke style 626 I with mixed tyres, front 8J x 19 with 225/40 R19 tyres, rear 8.5J x 19 with 255/35 R19 tyres.

# ORIGINAL BMW ACCESSORIES.

■ Standard equipment □ Optional equipment ○ Accessories



○ The Pro 2.0 rear bike rack is lightweight yet sturdy and can carry up to 60 kg. Exceptionally easy to use, it carries two bikes or e-bikes (can be extended to accommodate three bikes). Its tilt function allows easy access to the luggage compartment at all times.



○ Forged 20" BMW M Performance light alloy wheels in Bicolour Orbit Grey, gloss-lathed on the visible side. TPMS complete wheel set with mixed runflat tyres.



○ 20" light alloy wheels Bicolour Black, gloss-lathed on the visible side. Complete wheel set with mixed runflat tyres, wheel size 8J x 20 front and 8.5J x 20 rear.



○ All-weather floor mats – precision-fit protection from damp, dirt and waterlogging in entire footwell. The black finish is a perfect match with the interior.



○ Key pouch made from quality leather to protect from soiling and inadvertent pressing of buttons. In black and red, to complement the vehicle key.



○ The Head-Up Screen places vehicle and navigation information in the driver's field of vision – and provides a smartphone interface.



○ Fitted luggage compartment mat in black with beige detailing and raised edge to protect the luggage compartment from dirt and spills.

<sup>1</sup> Only available in conjunction with the M Sport package.  
<sup>2</sup> Only available for the 430i (xDrive), 440i (xDrive), 425d, 430d (xDrive), 435d (xDrive).



TECHNICAL DATA.	BMW 4 SERIES COUPÉ							BMW 4 SERIES CONVERTIBLE							BMW 4 SERIES GRAN COUPÉ						
	418i <sup>®</sup>	420i <sup>®</sup> 420i xDrive <sup>*</sup>	430i <sup>®</sup> 430i xDrive <sup>*</sup>	440i <sup>®</sup> 440i xDrive <sup>®</sup>	420d <sup>®</sup> 420d xDrive <sup>*</sup>	430d <sup>®</sup> 430d xDrive <sup>*</sup>	435d xDrive <sup>*</sup>	420i <sup>®</sup>	430i <sup>®</sup> 430i xDrive <sup>®</sup>	440i <sup>®</sup> 440i xDrive <sup>®</sup>	420d <sup>®</sup>	430d <sup>®</sup>	435d xDrive <sup>*</sup>	418i <sup>®</sup>	420i <sup>®</sup> 420i xDrive <sup>®</sup>	430i <sup>®</sup> 430i xDrive <sup>®</sup>	440i <sup>®</sup> 440i xDrive <sup>®</sup>	418d <sup>*</sup>	420d <sup>®</sup> 420d xDrive <sup>*</sup>	430d <sup>®</sup> 430d xDrive <sup>*</sup>	435d xDrive <sup>*</sup>

Weight/volume																						
Unladen weight EU	kg	1505 [1525]	1550 [1570]	[1585]	1615 [1630]	1600 [1615]	[1695]	–	1775 [1790]	1785 [1810]	[1845]	1825 [1840]	[1905]	–	1560 [1585]	1595 [1615]	1595 [1615]	[1690]	1615 [1640]	1640 [1665]	[1735]	–
Unladen weight EU <sup>1</sup> xDrive	kg	–	[1645]	[1650]	1685 [1700]	1665 [1685]	[1755]	[1770]	–	[1880]	[1925]	–	–	[1980]	–	1675 [1690]	[1690]	[1760]	–	[1735]	[1805]	[1825]
Max. permissible weight	kg	1950 [1970]	1995 [2015]	[2030]	2060 [2075]	2040 [2065]	[2105]	–	2170 [2185]	2170 [2195]	[2230]	2215 [2230]	[2275]	–	2045 [2070]	2080 [2100]	2100 [2115]	[2175]	2095 [2120]	2125 [2140]	[2215]	–
Max. permissible weight (xDrive)	kg	–	[2090]	[2095]	2130 [2145]	2105 [2125]	[2180]	[2190]	–	[2255]	[2300]	–	–	[2350]	–	2160 [2175]	[2175]	[2245]	–	[2220]	[2255]	[2275]
Permitted load	kg	520 [520]	520 [520]	[520]	520 [520]	515 [525]	[485]	–	470 [470]	460 [460]	[460]	465 [465]	[445]	–	560 [560]	560 [560]	560 [560]	[560]	555 [555]	560 [560]	[555]	–
Permitted load (xDrive)	kg	–	[520]	[520]	520 [520]	515 [515]	[500]	[495]	–	[450]	[450]	–	–	[445]	–	560 [560]	[560]	[560]	–	[560]	[525]	[525]
Permitted trailer load, unbraked <sup>2</sup>	kg	695 [695]	695 [695]	[745]	750 [750]	745 [745]	[750]	–	695 [695]	745 [745]	[750]	745 [745]	[750]	–	695 [695]	695 [695]	745 [745]	[750]	745 [745]	745 [745]	[750]	–
Permitted trailer load, unbraked (xDrive)	kg	–	[750]	[750]	750 [750]	750 [750]	[750]	[750]	–	[750]	[750]	–	–	[750]	–	750 [750]	[750]	[750]	–	[750]	[750]	[750]
Permitted trailer load, braked, max. 12% gradient/8% gradient <sup>3</sup>	kg	1300/1500 [1300/1500]	1400/1600 [1500/1600]	[1600/1700]	1700/1800 [1700/1800]	1600/1800 [1600/1800]	[1800/1800]	–	1400/1600 [1500/1600]	1600/1700 [1600/1700]	[1700/1800]	1600/1800 [1600/1800]	[1800/1800]	–	1700/1800 [1700/1800]	1400/1600 [1500/1600]	1600/1700 [1600/1700]	[1700/1800]	1600/1700 [1600/1700]	1800/1800 [1600/1800]	[1800/1800]	–
Permitted trailer load, braked, max. 12% gradient/8% gradient (xDrive)	kg	–	[1700/1800]	[1700/1800]	1800/1800 [1800/1800]	1600/1800 [1600/1800]	[1800/1800]	–	1700/1800 [1700/1800]	[1800/1800]	[1800/1800]	–	–	[1800/1800]	–	1700/1800 [1700/1800]	[1700/1800]	[1800/1800]	–	[1600/1800]	[1800/1800]	[1800/1800]
Luggage capacity	l	445	445	445	445	445	445	445	220–370	220–370	220–370	220–370	220–370	220–370	480–1300	480–1300	480–1300	480–1300	480–1300	480–1300	480–1300	480–1300
Tank cap.	l	60	60	60	60	57	57	57	60	60	60	57	57	57	60	60	60	60	57	57	57	57

Engine <sup>3,4</sup>																							
Cylinders/valves		3/4	4/4	4/4	6/4	4/4	6/4	6/4	4/4	4/4	6/4	4/4	6/4	6/4	3/4	4/4	4/4	6/4	4/4	4/4	6/4	6/4	
Capacity	cc	1499	1998	1998	2998	1995	2993	2993	1998	1998	2998	1995	2993	2993	1499	1998	1998	2998	1995	1995	2993	2993	
Max. output/ engine speed	kW (hp)/rpm	100 (136)/4400	135 (184)/5000	185 (252)/5200	240 (326)/5500	140 (190)/4000	190 (258)/4000	230 (313)/4400	135 (184)/5000	185 (252)/5200	240 (326)/5500	140 (190)/4000	190 (258)/4000	230 (313)/4400	100 (136)/4400	135 (184)/5000	185 (252)/5200	240 (326)/5500	140 (190)/4000	110 (150)/4000	140 (190)/4000	190 (258)/4000	230 (313)/4400
Max. torque/ engine speed	Nm/rpm	220/1250–4300	290 <sup>7,8</sup> /1350–4600	350/1450–4800	450/1380–5000	400/1750–2500	560/1500–3000	630/1500–2500	290 <sup>7,8</sup> /1350–4600	350/1450–4800	450/1380–5000	400/1750–2500	560/1500–3000	630/1500–2500	220/4300	290 <sup>7,8</sup> /4600	350/4800	450/4600	400/3000	320/3000	400/2500	560/3000	630/2500

Power delivery																						
Drive configuration		Rear-wheel	Rear-/All-wheel	Rear-/All-wheel	Rear-/All-wheel	Rear-/All-wheel	All-wheel	Rear-wheel	Rear-/All-wheel	Rear-/All-wheel	Rear-wheel	Rear-wheel	All-wheel	Rear-wheel	Rear-/All-wheel	Rear-/All-wheel	Rear-/All-wheel	Rear-wheel	Rear-/All-wheel	Rear-/All-wheel	All-wheel	
Standard transmission		6-speed	6-speed	8-speed	6-speed	6-speed	8-speed	–	6-speed	6-speed	8-speed	6-speed	8-speed	–	6-speed	6-speed	6-speed	8-speed	6-speed	6-speed	8-speed	–
Standard transmission (xDrive)		–	8-speed	8-speed	6-speed	6-speed	8-speed	–	8-speed	8-speed	–	–	8-speed	–	6-speed	8-speed	8-speed	–	8-speed	8-speed	8-speed	–

Performance																						
Top speed	km/h	212 [212]	236 [236]	[250] <sup>5</sup>	250 <sup>5</sup> [250] <sup>5</sup>	240 [232]	[250] <sup>5</sup>	–	230 [230]	250 <sup>5</sup> [250] <sup>5</sup>	[250] <sup>5</sup>	235 [228]	[250] <sup>5</sup>	–	210 [210]	236 [236]	250 <sup>5</sup> [250] <sup>5</sup>	[250] <sup>5</sup>	213 [213]	240 [231]	[250] <sup>5</sup>	–
Top speed (xDrive)	km/h	–	[231]	[250] <sup>5</sup>	250 <sup>5</sup> [250] <sup>5</sup>	236 [230]	[250] <sup>5</sup>	–	[250] <sup>5</sup>	[250] <sup>5</sup>	–	–	[250] <sup>5</sup>	–	–	233 [231]	[250] <sup>5</sup>	[250] <sup>5</sup>	–	[230]	[250] <sup>5</sup>	[250] <sup>5</sup>
Accel. 0–100 km/h	s	9.0 [9.2]	7.3 [7.5]	[5.8]	5.2 [5.0]	7.4 [7.2]	[5.5]	–	8.2 [8.4]	6.4 [6.3]	[5.4]	8.2 [8.1]	[5.9]	–	9.4 [9.6]	7.5 [7.7]	5.9 [5.9]	[5.1]	9.1 [9.0]	7.6 [7.4]	[5.6]	–
Accel. xDrive 0–100 km/h	s	–	[7.8]	[5.8]	5.0 [4.9]	7.5 [7.3]	[5.2]	[4.7]	–	[6.4]	[5.4]	–	–	[5.2]	–	7.8 [8.1]	[5.9]	[5.0]	–	[7.5]	[5.3]	[4.8]

BMW 4 SERIES COUPÉ	418i <sup>®</sup>	420i <sup>®</sup> 420i xDrive <sup>*</sup>	430i <sup>®</sup> 430i xDrive <sup>*</sup>	440i <sup>®</sup> 440i xDrive <sup>®</sup>	420d <sup>®</sup> 420d xDrive <sup>*</sup>	430d <sup>®</sup> 430d xDrive <sup>*</sup>	435d xDrive <sup>*</sup>		
<b>Consumption<sup>3,4,6</sup> – All engines conform to the EU6 standard / Wheels</b>									
Urban	l/100 km	6.7 – 7.1 [6.6 – 7.0]	8.5–8.6 [7.5–7.6]	[7.2–7.3]	10.0–10.4 [8.8–9.1]	5.6–5.7 [5.2–5.3]	[6.4–6.6]	–	
Urban (xDrive)	l/100 km	–	[7.9–8.0]	[7.4–8.0]	10.4–10.7 [9.3–9.7]	[5.9–6.0]	[7.0–7.1]	[7.4–7.5]	
Extra-urban	l/100 km	4.5 – 4.8 [4.6 – 4.8]	5.3–5.4 [5.1–5.2]	[5.2–5.4]	5.9–6.1 [5.3–5.5]	4.1–4.2 [4.2–4.4]	[4.7–4.8]	–	
Extra-urban (xDrive)	l/100 km	–	[5.7–5.8]	[5.6–5.8]	6.1–6.3 [5.6–5.9]	[4.6–4.7]	[5.1]	[5.3–5.4]	
Combined	l/100 km	5.3 – 5.6 [5.3 – 5.6]	6.5–6.6 [6.0–6.1]	[6.0–6.1]	7.4–7.7 [6.6–6.8]	4.6–4.8 [4.6–4.7]	[5.3–5.5]	–	
Combined (xDrive)	l/100 km	–	[6.5–6.6]	[6.4–6.6]	7.7–7.9 [7.0–7.3]	[5.1–5.2]	[5.6–5.8]	[6.1–6.2]	
Exhaust emissions standard (type-certified)		EU6	EU6	EU6	EU6	EU6	EU6	EU6	
CO <sub>2</sub> emissions, combined	g/km	124–131 [124–131]	148 – 151 [136–139]	[137–140]	172–179 [154–159]	122–125 [121–124]	[140–144]	–	
CO <sub>2</sub> emissions, combined, xDrive	g/km	–	[148–151]	[147–151]	179–185 [162–169]	[134–136]	[153–154]	[160–162]	
Tyre size/wheel Size		225/50 R 17 94 W/7.5 J x 17	225/50 R 17 94 W/7.5 J x 17	225/50 R 17 94 W/7.5 J x 17	225/50 R 17 94 W/7.5 J x 17	225/50 R 17 94 W/7.5 J x 17	225/50 R 17 94 W/7.5 J x 17	225/50 R 17 94 W/7.5 J x 17	
BMW 4 SERIES CONVERTIBLE	420i <sup>®</sup>	430i <sup>®</sup> 430i xDrive <sup>®</sup>	440i <sup>®</sup> 440i xDrive <sup>®</sup>	420d <sup>®</sup>	430d <sup>®</sup>	435d xDrive <sup>*</sup>			
<b>Consumption<sup>3,4,6</sup> – All engines conform to the EU6 standard / Wheels</b>									
Urban	l/100 km	8.0–8.6 [7.6–8.1]	8.6–9.0 [7.5–7.9]	[9.1–9.5]	6.1–6.2 [5.4–5.5]	[6.8–6.9]	–		
Urban (xDrive)	l/100 km	–	[8.5–8.1]	[9.8–10.3]	–	–	[7.7–7.8]		
Extra-urban	l/100 km	5.1–5.5 [4.8–5.1]	5.5–5.8 [5.0–5.3]	[5.5–5.8]	4.5–4.7 [4.6–4.7]	[5.0–5.5]	–		
Extra-urban (xDrive)	l/100 km	–	[5.4–5.7]	[5.8–6.1]	–	–	[5.5–5.6]		
Combined	l/100 km	6.2–6.6 [5.8–6.2]	6.6–7.0 [5.9–6.3]	[6.8–7.2]	5.1–5.2 [4.9–5.0]	[5.7–5.8]	–		
Combined (xDrive)	l/100 km	–	[6.4–6.7]	[7.3–7.6]	–	–	[6.3–6.4]		
Exhaust emissions standard (type-certified)		EU6	EU6	EU6	EU6	EU6	EU6	EU6	
CO <sub>2</sub> emissions, combined	g/km	145–153 [136–144]	154–162 [138–146]	[159–167]	135–138 [129–132]	[149–153]	–		
CO <sub>2</sub> emissions, combined, xDrive	g/km	–	[149–156]	[169–177]	–	–	[166–169]		
Tyre size/wheel Size		225/50 R 17 94 W/7.5 J x 17	225/50 R 17 98 WXL/7.5 J x 17	225/50 R 17 98 WXL/7.5 J x 17	225/50 R 17 94 W/7.5 J x 17	225/50 R 17 98 WXL/7.5 J x 17	225/50 R 17 98 WXL/7.5 J x 17	225/50 R 17 98 WXL/7.5 J x 17	
BMW 4 SERIES GRAN COUPÉ	418i <sup>®</sup>	420i <sup>®</sup> 420i xDrive <sup>*</sup>	430i <sup>®</sup> 430i xDrive <sup>*</sup>	440i <sup>®</sup> 440i xDrive <sup>®</sup>	418d <sup>*</sup>	420d <sup>®</sup> 420d xDrive <sup>*</sup>	430d <sup>®</sup> 430d xDrive <sup>*</sup>	435d xDrive <sup>*</sup>	
<b>Consumption<sup>3,4,6</sup> – All engines conform to the EU6 standard / Wheels</b>									
Urban	l/100 km	6.8–7.3 [6.5–6.9]	7.7–8.1 [7.1–7.6]	7.9–8.4 [7.0–7.4]	[8.8–9.1]	5.2–5.4 [5.2–5.3]	5.7–5.8 [5.3–5.4]	[6.6]	–
Urban (xDrive)	l/100 km	–	8.7–9.0 [7.7–8.1]	[7.5–7.8]	[9.5–9.9]	–	[5.9–6.0]	[7.1]	[7.5]
Extra-urban	l/100 km	4.6–4.9 [4.5–4.9]	4.7–4.9 [4.5–4.7]	5.1–5.4 [4.7–4.8]	[5.3–5.5]	3.9–4.2 [4.1–4.3]	4.2–4.3 [4.3–4.5]	[4.9]	–
Extra-urban (xDrive)	l/100 km	–	5.4–5.7 [4.8–5.1]	[5.0–5.2]	[5.6–5.7]	–	[4.6–4.7]	[5.2]	[5.4]
Combined	l/100 km	5.4–5.8 [5.2–5.6]	5.8–6.1 [5.5–5.8]	6.1–6.5 [5.5–5.8]	[6.6–6.8]	4.4–4.6 [4.5–4.6]	4.8–4.9 [4.7–4.8]	[5.5]	–
Combined (xDrive)	l/100 km	–	6.6–6.9 [5.9–6.2]	[5.9–6.2]	[7.1–7.4]	–	[5.1–5.2]	[5.9]	[6.2]
Exhaust emissions standard (type-certified)		EU6	EU6	EU6	EU6	EU6	EU6	EU6	EU6
CO <sub>2</sub> emissions, combined	g/km	125–134 [122–130]	134–141 [127–134]	143–151 [129–136]	[154–159]	116–122 [119–122]	125–128 [123–126]	[144]	–
CO <sub>2</sub> emissions, combined, xDrive	g/km	–	154–161 [137–144]	[138–144]	[165–172]	–	[134–136]	[155]	[163]
Tyre size/wheel Size		225/50 R 17 94 W/7.5 J x 17	225/50 R 17 94 W/7.5 J x 17	225/50 R 17 94 W/7.5 J x 17	225/50 R 17 94 W/7.5 J x 17	205/60 R 16 92 W/7 J x 16	225/50 R 17 94 W/7.5 J x 17	225/50 R 17 94 W/7.5 J x 17	225/50 R 17 94 W/7.5 J x 17

The quoted performance, fuel consumption and CO<sub>2</sub> emissions figures are for vehicles with standard transmission. Figures in [ ] refer to vehicles with Steptronic transmission.

<sup>1</sup> The figures listed above were calculated based on a 90% full petrol tank, 68 kg driver and 7 kg cargo. The empty weight applies to vehicles with standard equipment. Optional equipment increases this figure.

<sup>2</sup> The actual total weight of the trailer must not exceed the maximum trailer load, taking into account the maximum tow bar download.

<sup>3</sup> The data for



		<b>BMW 4 SERIES COUPÉ</b>	<b>BMW 4 SERIES CONVERTIBLE</b>	<b>BMW 4 SERIES GRAN COUPÉ</b>
--	--	---------------------------	---------------------------------	--------------------------------

<b>Exterior dimensions</b>				
Length	mm	4640	4640	4640
Height	mm	1377	1384	1389
Width	mm	1825	1825	1825
Mirror width	mm	2017	2017	2017
Front track	mm	1545	1545	1545
Rear track	mm	1594	1594	1594
Front overhang length	mm	787	787	787
Rear overhang length	mm	1043	1043	1043
Wheelbase	mm	2810	2810	2810

<b>Interior dimensions</b>				
Max. front headroom	mm	1011	1025	1025
Max. rear headroom	mm	917	942	942
Front elbowroom	mm	1465	1466	1466
Rear elbowroom	mm	1400	1321	1321

**BMW 440i GRAN COUPÉ WITH M SPORT PACKAGE:**

BMW TwinPower Turbo six-cylinder inline petrol engine, 240 kW (326 hp), 19" M light alloy wheels  
Double-spoke style 704 M Bicolor Orbit Grey with mixed tyres, exterior colour in Frozen Silver metallic,  
seats in Cognac Dakota leather with Brown highlights, interior trim finishers in Aluminium Carbon dark with  
highlight trim finishers in Pearl Chrome.

**BMW 440i COUPÉ WITH M SPORT PACKAGE:**

BMW TwinPower Turbo six-cylinder inline petrol engine, 240 kW (326 hp), 19" M light alloy wheels  
Double-spoke style 704 M Bicolor Ferric Grey with mixed tyres, exterior colour in Snapper Rocks Blue metallic,  
seats in Midnight Blue Dakota leather with Oyster dark highlights, interior trim finishers in Aluminium Carbon  
dark with highlight trim finishers in Pearl Chrome.

**BMW 430i CONVERTIBLE WITH LUXURY LINE:**

BMW TwinPower Turbo four-cylinder petrol engine, 185 kW (252 hp), 19" light alloy wheel Star-spoke style  
407 bi-colour Orbit Grey with mixed-size tyres, exterior colour in Sunset Orange metallic, seats in Ivory White  
Dakota leather with Oyster dark highlights, Aluminium Carbon dark interior trim with Pearl-Gloss Chrome  
accent lines.

The models illustrated in this brochure show the equipment and configuration options (standard and optional) for vehicles produced by BMW AG for the German market. Alterations in standard and optional equipment and the configurations available for the different models, as described in this brochure, may occur after 11/16/2017, the date when this brochure went to press, or according to the specific requirements of other markets. Your local BMW Partner is available to provide further details. Subject to change in design and equipment.

© BMWAG, Munich, Germany. Reproduction, even in part, only with the written approval of BMWAG, Munich.

4 11 004 152 20 1 2018 BM. Printed in Germany 2018.

